




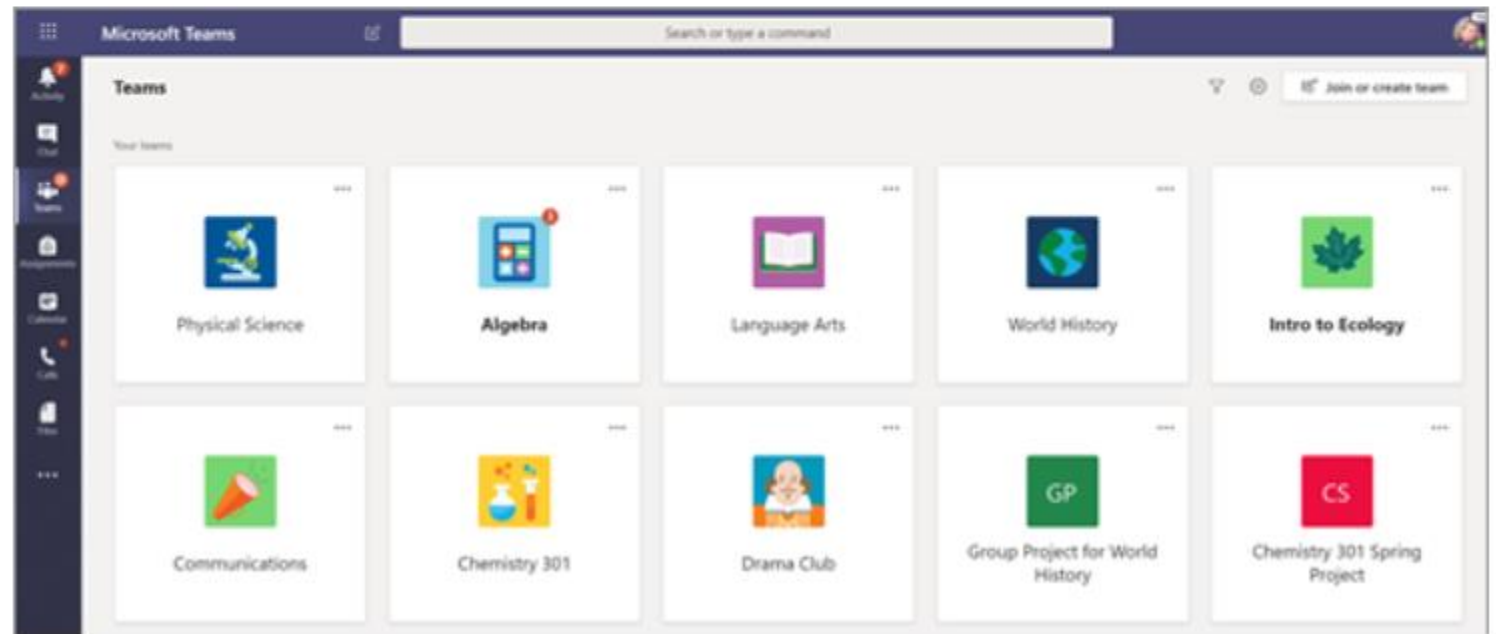
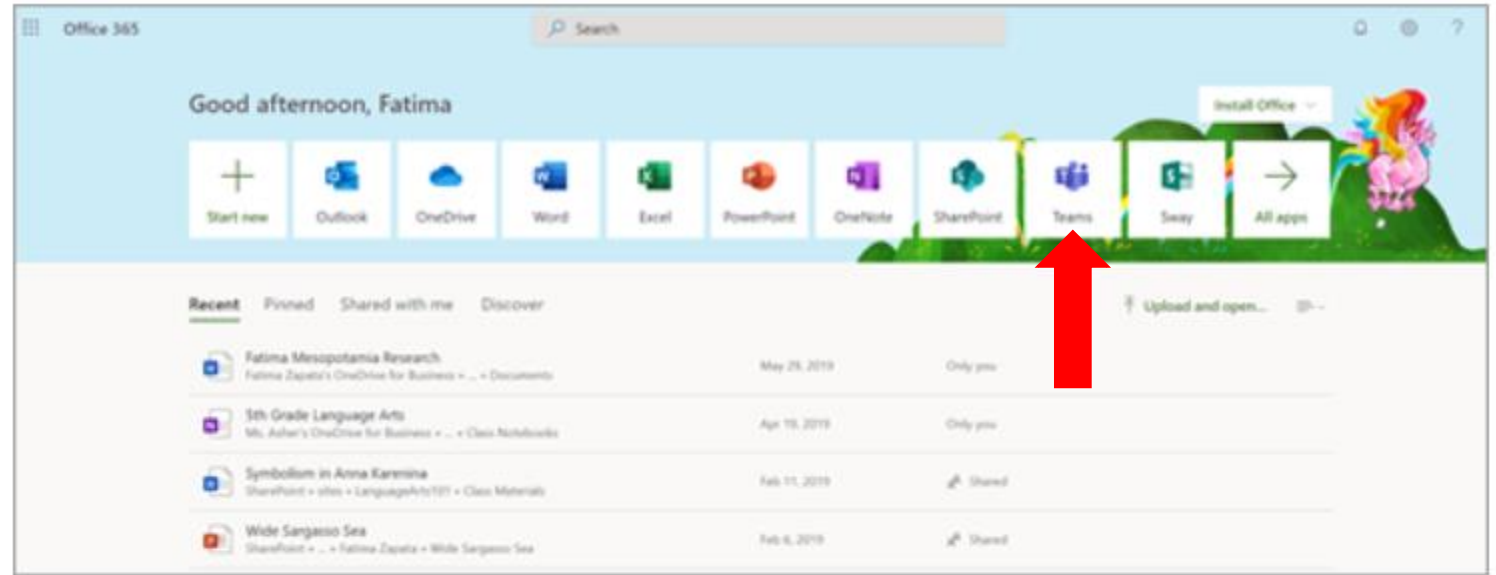
# Using Microsoft Teams

## Sign in to Teams

1. Open [Office.com](https://office.com) and sign in with your school email and password.

2. From your Office.com homepage, click on the **Teams** app to open right in your browser.

3. Select **Teams**  in to see which class teams you're in. If your teacher has already set up the class team and added you, you'll see one or more (depending on how many classes you have) class team tiles.



T

How to Install Teams on your own Device

<https://www.youtube.com/watch?v=Zoc78NKvTK0>

T

Introducing your new Virtual Classroom

[https://www.youtube.com/watch?v=jx36qQf\\_Qpk&t=16s](https://www.youtube.com/watch?v=jx36qQf_Qpk&t=16s)

T

Attending Live Lessons in Microsoft Teams

<https://www.youtube.com/watch?v=fdaMa1DSwXo&t=29s>

T

Completing Assignments in Teams

<https://www.youtube.com/watch?v=ARLONxW8o4g>